



2.6.2 Attainment of program outcomes, program specific outcomes and course outcomes are evaluated by the institution.

NBA has identified 12 POs which are common to all B. Tech Engineering branches. Course outcomes (COs) are prepared for each course offered. Each course outcome is to be mapped with one or more POs depending on its contribution to the attainment of specified POs. The levels of contribution are specified by 1, 2 and 3. (1-low, 2- medium, 3-high).

PO1	Engineering Knowledge
PO2	Problem Analysis
PO3	Design/development of solutions
PO4	Conduct investigations of complex Problems
PO5	Modern tool usage
PO6	The engineer and society
PO7	Environment and sustainability
PO8	Ethics
PO9	Individual and team work
PO10	Communication
PO11	Project management and finance
PO12	Life-long learning
PSO-1	
PSO-2	


PRINCIPAL
ANDHRA LOYOLA INSTITUTE OF
ENGINEERING & TECHNOLOGY
VJAYAWADA-520008.



Programme Attainments of 2015- 19 Batches

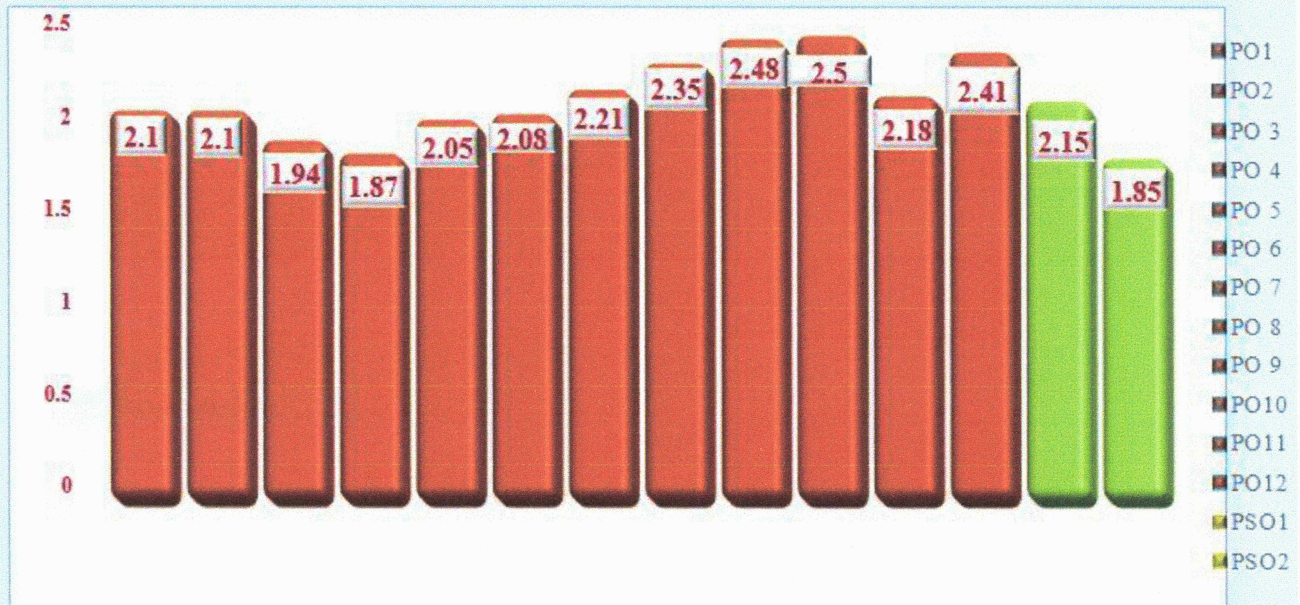
BRANCH	ECE	CSE	EEE	IT	MECH	CIVIL	MBA
PO1	2.1	2.80	2.10	2.1	2.36	2.10	2.48
PO2	2.1	2.78	2.00	2.1	2.36	1.95	2.47
PO3	1.94	2.80	1.69	1.94	2.42	1.98	2.48
PO4	1.87	2.76	1.89	1.87	2.42	2.72	2.5
PO5	2.05	2.88	1.89	2.05	2.65	2.90	2.55
PO6	2.08	2.80	1.89	2.08	2.66	2.10	2.45
PO7	2.21	2.75	1.93	2.21	2.62	1.93	2.53
PO8	2.35	2.86	1.62	2.35	2.85	1.63	2.44
PO9	2.48	2.81	2.57	2.48	2.76	1.92	2.4
PO10	2.5	2.87	2.66	2.5	2.68	2.04	2.4
PO11	2.18	2.76	2.76	2.18	2.69	1.96	2.4
P012	2.41	2.82	2.47	2.41	2.70	2.09	2.47
PSO1	2.15	2.85	1.53	2.15	2.50	2.10	2.42
PSO2	1.85	2.85	1.98	1.85	2.57	2.80	-

ECE


PRINCIPAL
ANDHRA LOYOLA INSTITUTE OF
ENGINEERING & TECHNOLOGY
VIJAYAWADA-520008.



OVERALL ATTAINMENT - Department of Electronics Communication Engineering

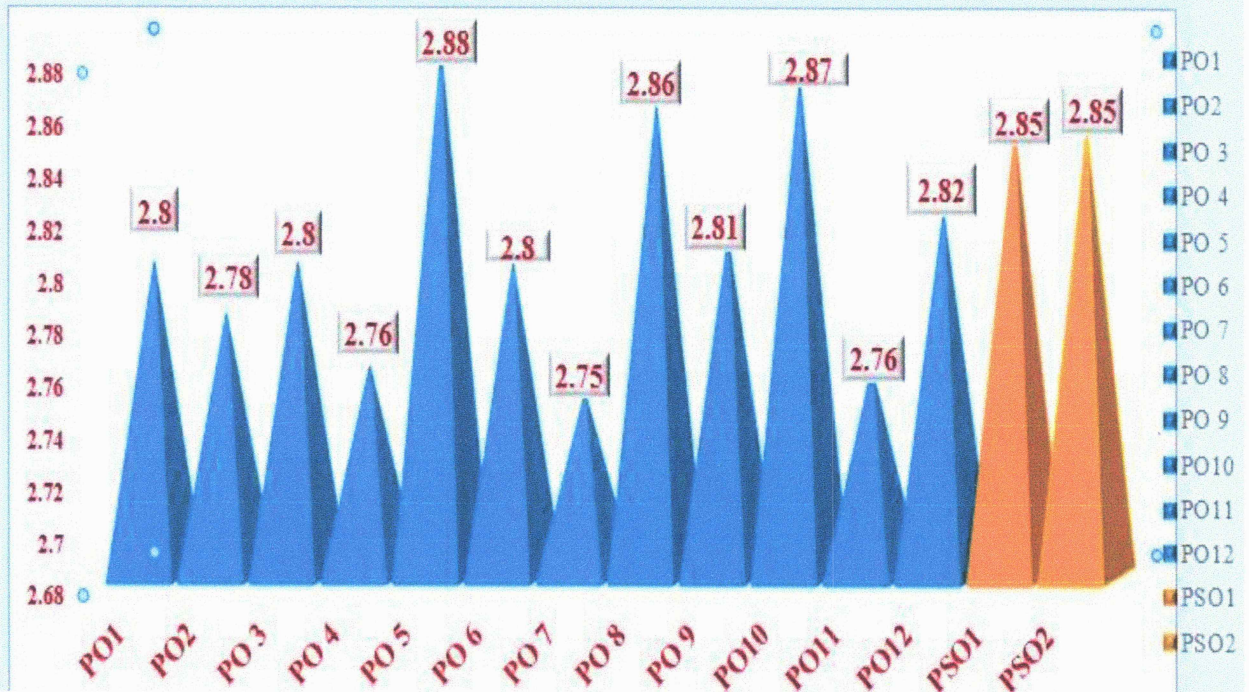


PO & PSO	PO1	PO2	PO3	PO4	PO5	PO6	PO7	PO8	PO9	PO10	PO11	PO12	PSO1	PSO2
DIRECT ATTAINMENT	2.87	2.84	2.92	2.85	2.98	2.85	2.87	2.92	2.86	2.94	2.81	2.89	2.93	2.91
INDIRECT ATTAINMENT	2.53	2.51	2.35	2.39	2.51	2.57	2.31	2.61	2.57	2.57	2.57	2.54	2.55	2.59
OVERALL ATTAINMENT	2.1	2.1	1.94	1.87	2.05	2.08	2.21	2.35	2.48	2.5	2.18	2.41	2.15	1.85



PRINCIPAL
 ANDHRA LOYOLA INSTITUTE OF
 ENGINEERING & TECHNOLOGY
 VIJAYAWADA-520008



OVERALL ATTAINMENT - Department of Computer Science

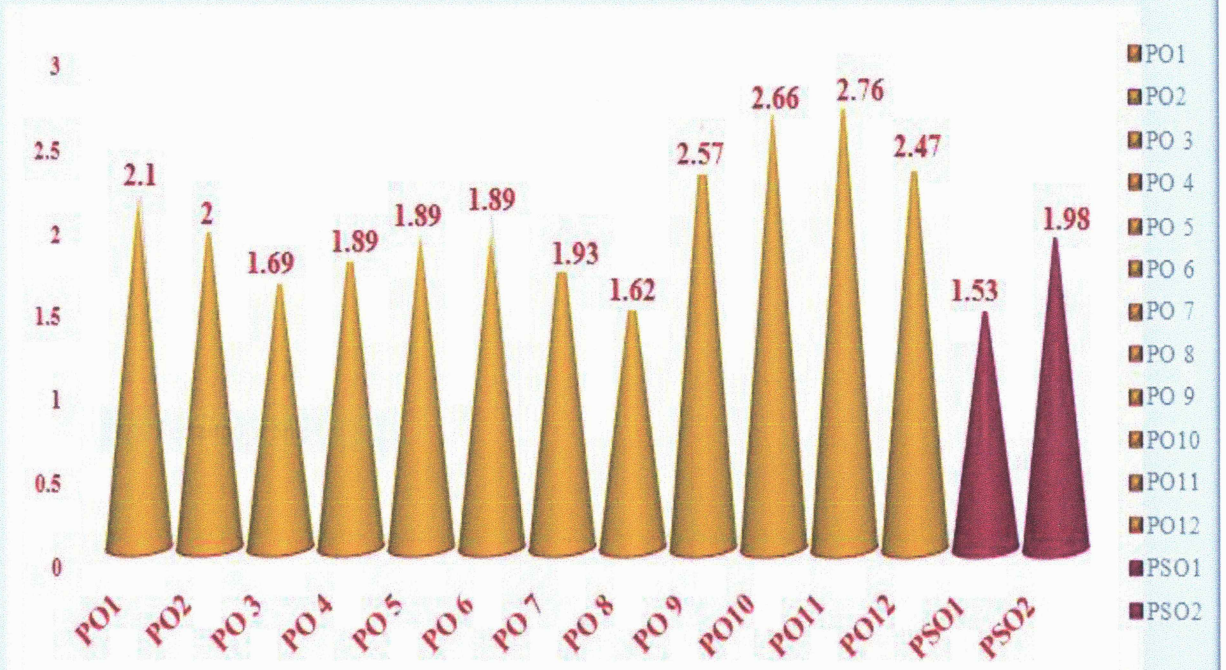


PO & PSO	PO1	PO2	PO3	PO4	PO5	PO6	PO7	PO8	PO9	PO10	PO11	PO12	PSO1	PSO2
DIRECT ATTAINMENT	2.87	2.84	2.92	2.85	2.98	2.85	2.87	2.92	2.86	2.94	2.81	2.89	2.93	2.91
INDIRECT ATTAINMENT	2.53	2.51	2.35	2.39	2.51	2.57	2.31	2.61	2.57	2.57	2.57	2.54	2.55	2.59
OVERALL ATTAINMENT	2.80	2.78	2.80	2.76	2.88	2.80	2.75	2.86	2.81	2.87	2.76	2.82	2.85	2.85


PRINCIPAL
 ANDHRA LOYOLA INSTITUTE OF
 ENGINEERING & TECHNOLOGY
 VIJAYAWADA-520008.



OVERALL ATTAINMENT -Department Electrical & Electronics Engineering



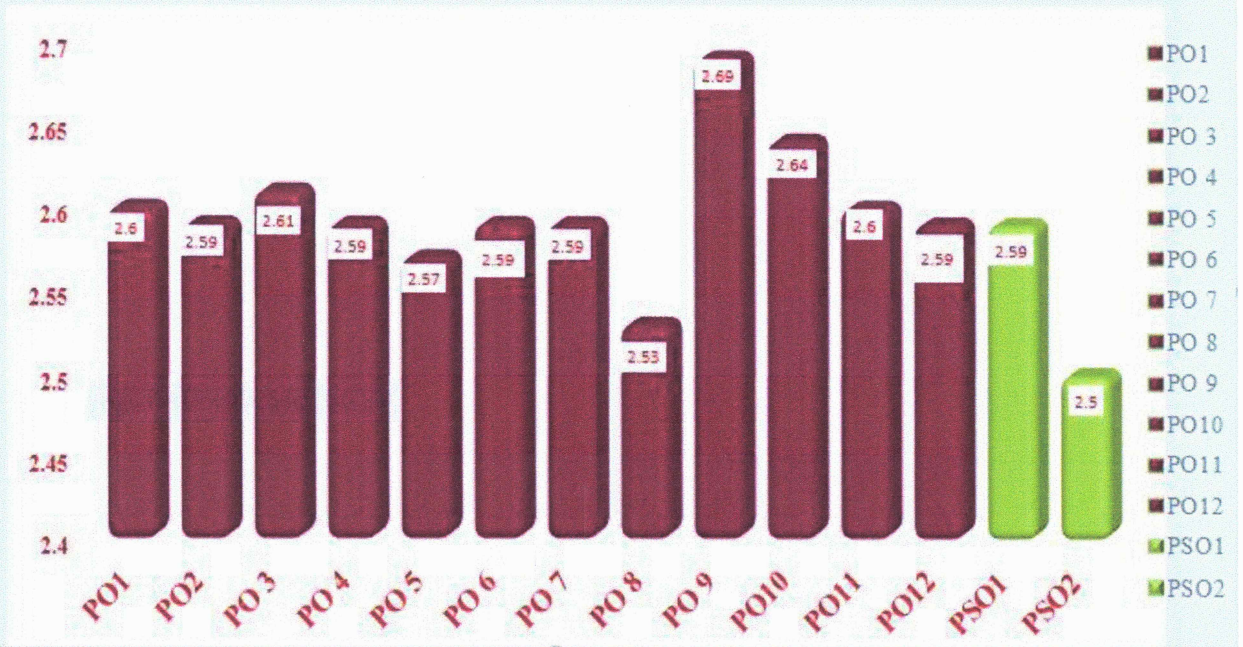
DEPARTMENT OF ELECTRICAL & ELECTRONICS ENGINEERING

PO & PSO	PO1	PO2	PO3	PO4	PO5	PO6	PO7	PO8	PO9	PO10	PO11	PO12	PSO1	PSO2
DIRECT ATTAINMENT	1.94	1.82	1.44	1.67	1.67	1.67	1.72	1.33	2.52	2.62	2.77	2.39	1.22	1.76
INDIRECT ATTAINMENT	2.76	2.71	2.69	2.79	2.77	2.79	2.77	2.79	2.77	2.82	2.74	2.79	2.77	2.84
OVERALL ATTAINMENT	2.10	2.00	1.69	1.89	1.89	1.89	1.93	1.62	2.57	2.66	2.76	2.47	1.53	1.98


PRINCIPAL
 ANDHRA LOYOLA INSTITUTE OF
 ENGINEERING & TECHNOLOGY
 VIJAYAWADA-520008




OVERALL ATTAINMENT -Department of Information and Technology

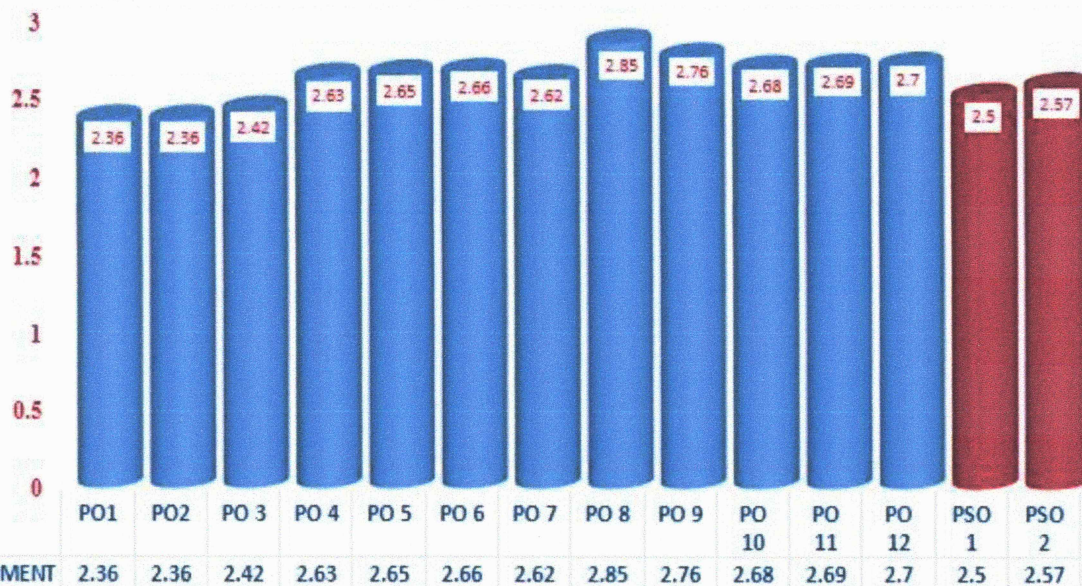


PO & PSO	PO1	PO2	PO3	PO4	PO5	PO6	PO7	PO8	PO9	PO10	PO11	PO12	PSO1	PSO2
DIRECT ATTAINMENT	2.64	2.62	2.64	2.58	2.62	2.60	2.60	2.59	2.72	2.71	2.65	2.63	2.60	2.55
INDIRECT ATTAINMENT	2.45	2.48	2.52	2.62	2.34	2.52	2.55	2.31	2.55	2.34	2.41	2.45	2.55	2.28
OVERALL ATTAINMENT	2.60	2.59	2.61	2.59	2.57	2.59	2.59	2.53	2.69	2.64	2.60	2.59	2.59	2.50



PRINCIPAL
ANDHRA LOYOLA INSTITUTE OF
ENGINEERING & TECHNOLOGY
V. JAYAWADA-520008.



OVERALL ATTAINMENT - Department of Mechanical Engineering

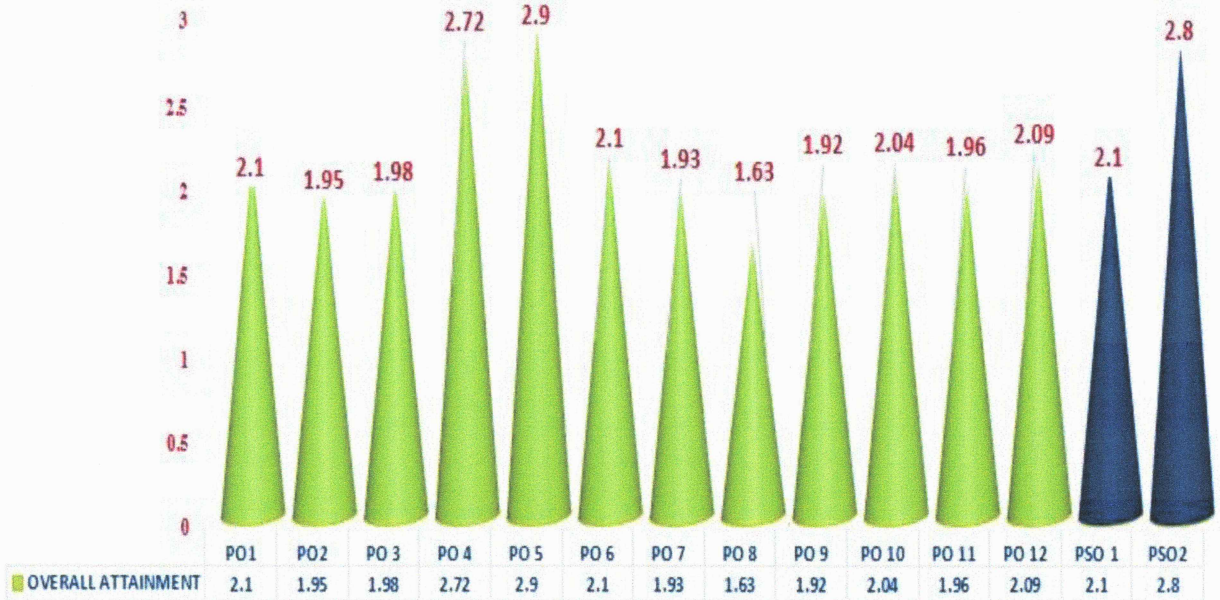


	PO1	PO2	PO3	PO4	PO5	PO6	PO7	PO8	PO9	PO10	PO11	PO12	PSO1	PSO2
DIRECT ATTAINMENT	2.56	2.54	2.49	2.70	2.78	2.79	2.69	3	2.88	2.78	2.77	2.80	2.55	2.61
INDIRECT ATTAINMENT	1.58	1.62	2.14	2.33	2.13	2.15	2.32	2.24	2.26	2.28	2.38	2.32	2.30	2.42
OVERALL ATTAINMENT	2.36	2.36	2.42	2.63	2.65	2.66	2.62	2.85	2.76	2.68	2.69	2.70	2.50	2.57


PRINCIPAL
ANDHRA LOYOLA INSTITUTE OF
ENGINEERING & TECHNOLOGY
VIJAYAWADA-520002



OVERALL ATTAINMENT - Department of Civil Engineering

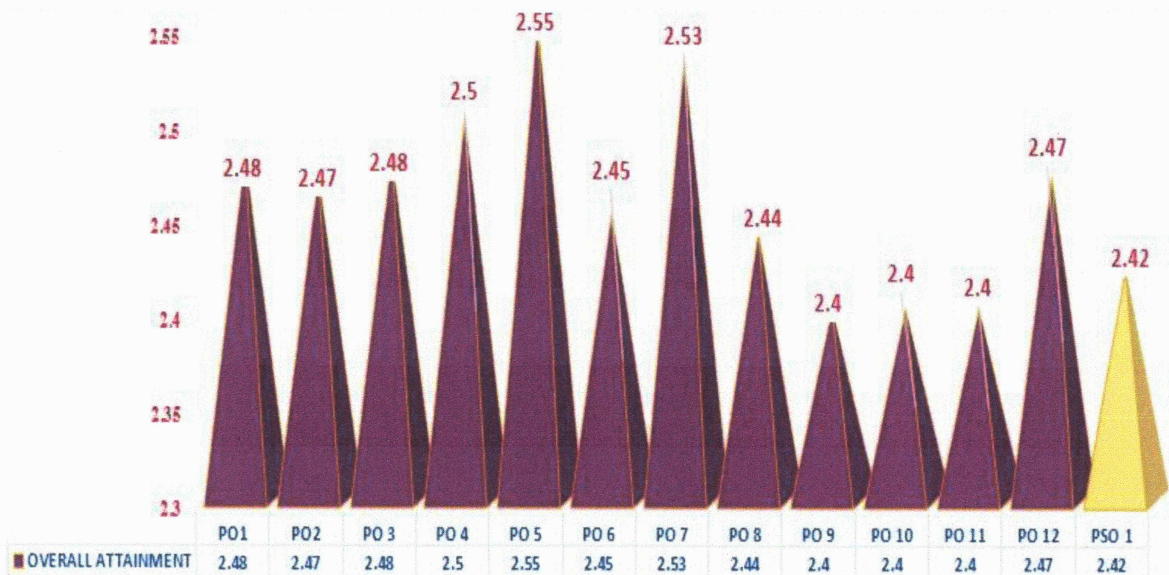


	PO1	PO2	PO3	PO4	PO5	PO6	PO7	PO8	PO9	PO10	PO11	PO12	PSO1	PSO2
DIRECT ATTAINMENT	2.51	2.53	2.47	2.7	2.71	2.75	2.60	3	2.80	2.71	2.77	2.75	2.51	2.60
INDIRECT ATTAINMENT	1.54	1.66	2.11	2.31	2.11	2.13	2.31	2.22	2.24	2.24	2.32	2.31	2.31	2.39
OVERALL ATTAINMENT	2.1	1.95	1.98	2.72	2.9	2.1	1.93	1.63	1.92	2.04	1.96	2.09	2.1	2.8


PRINCIPAL
 ANDHRA LOYOLA INSTITUTE OF
 ENGINEERING & TECHNOLOGY
 VIJAYAWADA-520006




OVERALL ATTAINMENT - Department , Master of Bussiness Administration



	PO1	PO2	PO3	PO4	PO5	PO6	PO7	PO8	PO9	P10	P11	P12	PSO1
Direct PO Attainment	2.35	2.34	2.35	2.38	2.44	2.31	2.42	2.3	2.26	2.25	2.25	2.33	2.27
Indirect PO Attainment	3	3	3	3	3	3	3	3	3	3	3	3	3
Overall PO Attainment	2.48	2.47	2.48	2.5	2.55	2.45	2.53	2.44	2.4	2.4	2.4	2.47	2.42


PRINCIPAL
ANDHRA LOYOLA INSTITUTE OF
ENGINEERING & TECHNOLOGY
VIJAYAWADA-520008



The attainment of COs is measured by (a) direct assessment tools (b) indirect assessment tools. Direct assessment tools include

- (i) mid-term tests
- (ii) online quiz
- (iii) assignments
- (iv) end examination. Indirect assessment tool includes: course exit survey.

Attainment of course outcome for internal evaluation (mid-term tests,

% of students getting more than 60 % marks for each course outcome	Attainment level
< 70	1
>= 70 & < 80	2
>= 80	3

PRINCIPAL
ANDHRA LOYOLA INSTITUTE OF
ENGINEERING & TECHNOLOGY
VIJAYAWADA-520 008